



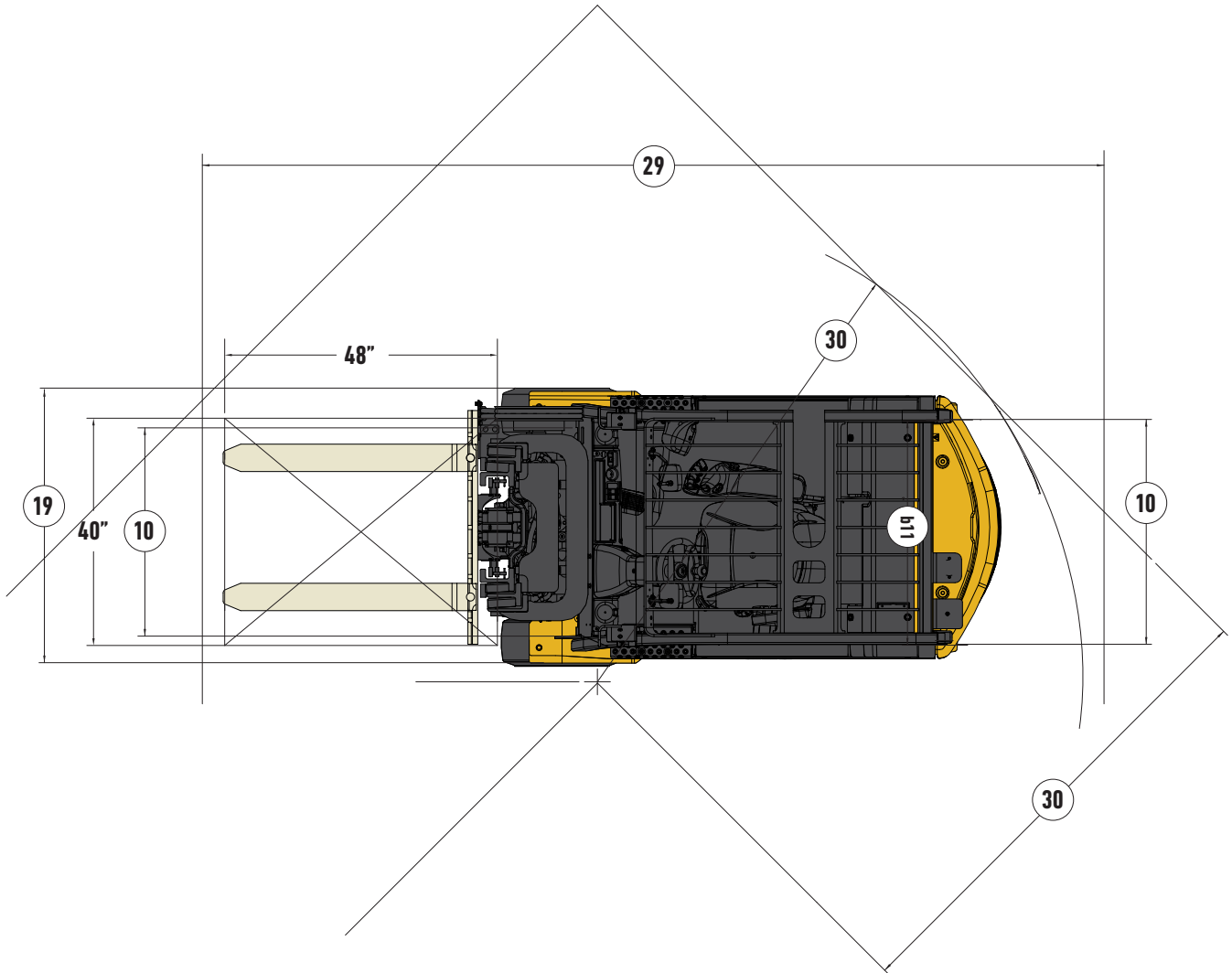
# ERC 080VHL

SPEC SHEET

Integrated lithium-ion  
counterbalanced  
forklift

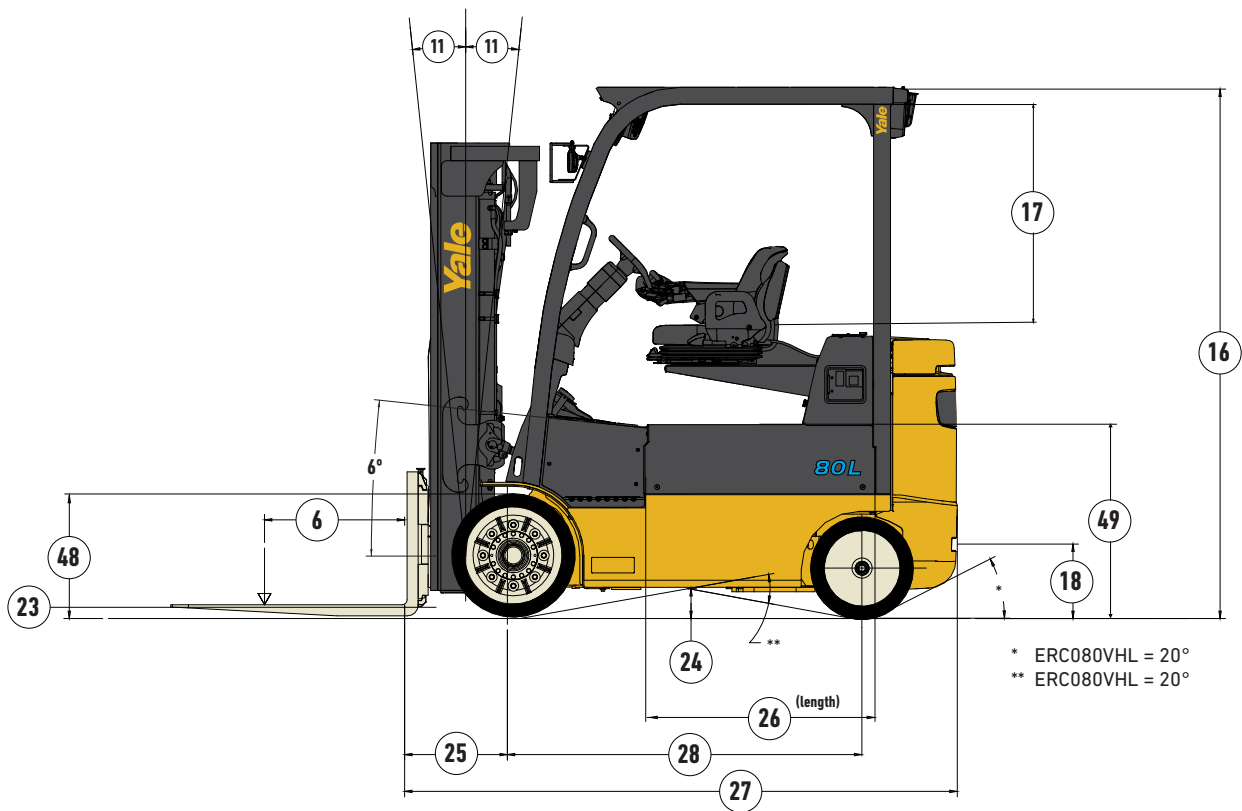
---

8,000 lbs.



Circled dimensions correspond to the line numbers on the tabulated chart inside the spec sheet. Dimensions are in inches (millimeters).

TRUCK DIMENSIONS



Circled dimensions correspond to the line numbers on the tabulated chart inside the spec sheet. Dimensions are in inches (millimeters).

## GENERAL SPECIFICATIONS

GENERAL	1	Manufacturer		Yale		
	2	Model designation		ERC080VHL		
	3	Power		Electric		
	4	Operation		Sit		
	5	Rated capacity	lb. (kg)	8000 (3629)		
	6	Load center	in. (mm)	24 (610)		
TIRES/ WHEELS	7	Tire type - cushion, solid, pneumatic, etc.	Drive/steer	Cushion/cushion		
	8	Tire size	Drive/steer	in.	22x9x16 / 18x7x12.1	
	9	Wheels - number	X=driven	Drive/steer	2x/2	
	10	Tread	Center of tires	Narr dr/wide dr/steer	in. (mm)	37/41/38.3 (941/1041/972)
DIMENSIONS	11	Mast tilt	Std opt	degrees	5F/5B 8F/5B	
	12	Mast - lowered height	Std mast	in. (mm)	84.1 (2134)	
	13	Free lift - top of fork	Std 2-stg limited free lift mast		in. (mm)	5 (150)
			Opt 2-stg full free lift mast with/without LBR		in. (mm)	35/53 (900/1352)
	14	Lift height - top of fork	Std 2-stg limited free lift mast		in. (mm)	120 (3050)
	15	Mast - extended height	Std-mast with/without LBR		in. (mm)	169/149 (4284/3783)
	16	Overhead guard height	Std/opt/opt flat plate		in. (mm)	94/91/87.1 (2388/2311/2212)
	17	SIP to bottom std OHG	Susp at mid-point	Susp/swivel/air-ride	in. (mm)	39.0/38.9/38.5 (991/989/979)
	18	Tow pin height	Vertical center of pin		in. (mm)	12.7 (324)
	19	Overall width	Standard tread/wide tread		in. (mm)	47.2/50 (1200/1270)
	20	Forks	Thickness x width x length		in. (mm)	2x4.9x42 (50x125x1067)
	21	Standard carriage width	Class III	in. (mm)	42 (1067)	
	23	Ground clearance	Lowest point	NL/RL	in. (mm)	3.8/3.5 (96/90)
	24	Ground clearance	Center of truck	NL/RL	in. (mm)	5.3/5.1 (134/130)
	25	Load distance	Center of wheel to face of forks		in. (mm)	17.6 (447)
	27	Length to face of forks	Chassis length		in. (mm)	100.3 (2548)
	28	Wheelbase			in. (mm)	62 (1574)
	29	Right angle stack			in. (mm)	154 (3911)
	30	Equal aisle	90° intersecting aisle		in. (mm)	83 (2107)
	31	Outside turning radius			in. (mm)	88.2 (2240)
	WEIGHT	32	Truck weight	With/without battery	NL	lb. (kg)
33		Axle loading - drive	Static with max. wt. battery	NL/RL	lb. (kg)	7120 (3230) / 20860 (9462)
34		Axle loading - steer	Static with max. wt. battery	NL/RL	lb. (kg)	9340 (4237) / 3300 (1497)
PERFORMANCE	<b>STANDARD PERFORMANCE</b>					
				VOLTS	80	
	36	Travel speed	Extended shift OFF	NL/RL	mph (km/h)	11.7/11.2 (18.8/18)
			Extended shift ON	NL/RL	mph (km/h)	10.9/10.8 (17.5/17.4)
	37	Lift speed	Std 2-stg LFL mast	NL/RL	ft/min (m/sec)	118/73 (0.6/0.37)
			Opt 2-stg FFL mast	NL/RL	ft/min (m/sec)	107/66 (0.542/0.334)
			Opt 3-stg FFL mast	NL/RL	ft/min (m/sec)	110/68 (0.56/0.345)
	38	Lower speed	Std 2-stg LFL mast	NL/RL	ft/min (m/sec)	94/104 (0.48/0.53)
			Opt 2-stg FFL mast	NL/RL	ft/min (m/sec)	75/91 (0.38/0.46)
			Opt 3-stg FFL mast	NL/RL	ft/min (m/sec)	77/98 (0.39/0.5)
	39	Gradability	5 minute rating	NL/RL	%	30.1/18.3
60 minute rating			NL/RL	%	10.9/7	
40	Drawbar pull	5 minute rating	NL/RL	lbf	4104/3941	
		60 minute rating	NL/RL	lbf	1541/1526	
41	Brake	Method of control	Service/parking		Hydraulic/spring applied	
		Method of operation	Service/parking		Foot/automatic	
42	Battery	Type		Lithium-ion		
ELECTRIC	<b>STANDARD PERFORMANCE</b>					
				VOLTS	80	
	43	Traction motor	60 minute rating	hp (kW)	28.2 (21)	
	44	Pump motor	15% rating	hp (kW)	48.3 (36)	
	45	Traction motor	Type/control method		AC/transistor	
	46	Pump motor	Type/control method		AC/transistor	
	47	Number of speeds	Traction/pump		Infinitely variable/infinitely variable	
OTHER	48	Step height			in. (mm)	21.1 (536)
	49	Floor height	Lowest point		in. (mm)	33.7 (855)
	50	Attachment relief pressure			psi (bar)	2250 (155)
	51	Auxiliary oil flow	3rd and 4th function		gal/min (l/min)	16 (60)
	52	Sound level	Measured per ANSI B56.11.5		dB (A)	69/66

The following chargers are approved to use with the ERC080VHL lithium-ion battery:

- Posicharge ProCORE (80V) - 10kW, 15kW, 20kW or 30kW single cable
- Ecotec Fast Charge Access (80V): Available in 5kW-28kW (charger input voltage dependent)

Please contact your local dealer for more information on approved chargers

Above specifications, unless otherwise listed, are for a standard truck without optional equipment.

Right angle stack and equal intersecting aisle dimensions provided with a 48" long and 40" wide pallet load, allowing zero clearance.

## BATTERY SPECIFICATIONS

The battery run time and battery charge time tables below are a helpful guide to visualize the truck run time with different batteries in different applications.

- **Heavy** – high throughput, typically runs full capacity, runs either attachments or has high lifts
- **Medium** – high throughput, runs near capacity without attachments or high lifts
- **Light** – lower throughput, runs less than rated capacity without attachments or high lifts

Note: Run time is from 100% to lift-lock out. Charge time is from lift-lock out to 100%.  
(Charts are a guide only and not a replacement for a site survey and full power study.)

### ERC080VHL BATTERY RUN TIME

Application	Battery size		
	52.4kWh	43.7kWh	34.9kWh
Heavy	5h 45m	4h 45m	3h 45m
Medium	8h 0m	6h 45m	5h 30m
Light	11h 0m	9h 0m	7h 0m

### ERC080VHL BATTERY CHARGE TIME

Charger size	Battery size		
	52.4kWh	43.7kWh	34.9kWh
30kW	1h 45m	1h 30m	1h 15m
20kW	2h 45m	2h 15m	1h 45m
15kW	3h 30m	3h 0m	2h 30m
10kW	5h 30m	4h 30m	3h 30m
5kW	10h 30m	8h 45m	7h 0m

**MAST DIMENSIONS**

Maximum fork height (TOF) +	Overall lowered height	Overall extended height with load backrest	Overall extended height without load backrest	Free-lift (TOF) with load backrest	Free-lift (TOF) without load backrest
in. (mm)	in. (mm)	in. (mm)	in. (mm)	in. (mm)	in. (mm)
<b>2-STAGE LIMITED FREE-LIFT (LFL) MAST</b>					
120 (3050)	84 (2134)	176 (4455)	149 (3783)	5 (150)	5 (150)
143 (3650)	96 (2434)	193 (4884)	173 (4383)	5 (150)	5 (150)
<b>2-STAGE FULL FREE-LIFT (FFL) MAST</b>					
121 (3075)	84 (2134)	170 (4309)	152 (3857)	35 (900)	53 (1352)
144 (3675)	96 (2434)	194 (4909)	176 (4457)	47 (1200)	65 (1652)
<b>3-STAGE FULL FREE-LIFT (FFL) MAST</b>					
173 (4415)	84 (2134)	223 (5649)	205 (5197)	35 (900)	53 (1352)
185 (4715)	88 (2234)	235 (5949)	217 (5497)	39 (1000)	57 (1452)
194 (4950)	92 (2334)	244 (6184)	226 (5732)	43 (1100)	61 (1552)
218 (5550)	100 (2534)	268 (6784)	250 (6332)	51 (1300)	69 (1752)

## FEATURES LIST

PERFORMANCE	STD	OPT	ERGONOMICS CONTINUED	STD	OPT
80-Volt electrical system	●		Air-ride seat (vinyl or cloth)		●
83.2V battery @ 630 Ah	●		Full suspension swivel seat (vinyl or cloth)		●
83.2V battery @ 525 Ah		●	Seatside directional control		●
83.2V battery @ 420 Ah		●	Telescoping steering column with tilt memory		●
AC traction and pump motors (completely brushless)	●		LED dome/reading light		●
Transistor drive and pump control	●		Rear drive handle with horn button		●
Advanced VSM (Vehicle System Manager)	●		Dual rear view mirrors		●
Regenerative braking	●		Panoramic rear view mirror		●
<b>ENERGY SYSTEM</b>	<b>STD</b>	<b>OPT</b>	Red, high-visibility, non-cinch seat belt with or without interlock		●
Integrated lithium-ion	●		Low mount display		●
<b>DRIVE</b>	<b>STD</b>	<b>OPT</b>	<b>OPERATION</b>	<b>STD</b>	<b>OPT</b>
Smooth tread rubber drive tire and steer tire	●		Standard environmental construction	●	
Non-marking, rubber, or lug tread tires		●	Key switch start	●	
Wide tread tires		●	94" grid style overhead guard	●	
<b>LIFT</b>	<b>STD</b>	<b>OPT</b>	3-function hydraulic control valve	●	
2-stage limited free lift (LFL) mast with maximum fork height of 120" (3050mm) (ERC080VHL)	●		Integrated CANbus communication	●	
5° forward / 5° back mast tilt	●		Static strap	●	
2-stage full free lift mast		●	Tow pin	●	
3-stage full free lift mast		●	Continuous Stability System (CSS™)	●	
8° forward / 5° back tilt		●	Cooler/freezer package - operating temperatures: -20°F to +120°F		●
<b>HANDLING</b>	<b>STD</b>	<b>OPT</b>	4-function hydraulic control valve		●
42" (1067mm) wide hook-type carriage with 48" (1219mm) high load backrest extension	●		Horizontal battery extraction (rollers)		●
42" (1067mm) long forks	●		Keyless start (with auxiliary key switch)		●
48" (1220mm) wide hook type carriage with 48" high load backrest extension		●	LED brake/tail/back-up light packages		●
42" (1067mm) wide integral side shift (ERC080VHL)		●	LED and halogen work light packages		●
48" (1220mm) integral sideshift carriage		●	Key switch controlled lights		●
Multiple fork lengths		●	Audible alarm - reverse operation (manually adjustable to 87, 97 or 102 dB)		●
Return to set tilt		●	Visible amber strobe light - continuous activated, overhead guard mounted		●
Hydraulic attachment extension tubes with or without quick disconnect fittings		●	Fire extinguisher - 2.5lb dry chemical		●
Load weight indicator		●	Impact monitor with programmable shutdown		●
Accumulator		●	Operator password start interlock		●
<b>ERGONOMICS</b>	<b>STD</b>	<b>OPT</b>	Operator daily checklist		●
Foot directional control pedal	●		System monitor - hydraulic low fluid level indicator and hydraulic filter service indicator		●
Accutouch mini-levers	●		Programmable maintenance reminder		●
Steering wheel with integral spinner knob	●		12-volt auxiliary power supply		●
Full suspension vinyl seat	●		Auxiliary DC-DC converter		●
Black, non-cinch seat belt with Emergency Locking Retractor (ELR)	●		91" grid style overhead guard		●
Park brake	●		87" flat plate overhead guard		●
Power assist braking	●		Battery cooling fan		●
On-demand hydrostatic power-assist steering	●		Vented side paneling		●
Auto Deceleration System (ADS)	●		Yale Reliant™		●
Multifunction display (high mount)	●		<b>SUPPLEMENTAL</b>	<b>STD</b>	<b>OPT</b>
Easy ingress/egress with low step height and contoured handhold	●		Operating manual	●	
Operator convenience station	●		12 month / 2,000 hour full truck warranty	●	
Adjustable tilt steering column	●		36 month / 6,000 hour powertrain warranty	●	
Operator Presence System (OPS)	●		84 month / 12,000 hour factory installed integrated lithium-ion battery warranty	●	
Cushioned floor mat	●				
Seatside power disconnect button	●				
Full suspension cloth seat		●			

# About Yale



Yale Lift Truck Technologies leverages over a century of material handling experience and substantial investment in innovation to bring the most advanced technology-driven lift truck solutions to market. The company offers a full line of award-winning lift trucks, including reach trucks, order pickers, turret trucks, pallet jacks and trucks, pallet stackers, tow tractors and counterbalanced forklifts, as well as powerful operator assist solutions, proven robotics and a wide range of power sources to help customers adapt to today's demanding supply chain. Yale and its independent dealer network support these solutions with comprehensive after-sales service, parts, financing and training.

## MATERIALS HANDLING FOR:

Third-party logistics (3PL)

Auto parts distribution

Beverage

Cold & frozen foods

Food distribution

Food processing

Furniture & furnishings

Government

Health & pharma

Home centers & durables


Retail & e-commerce

Yale Lift Truck Technologies  
P.O. Box 7367  
Greenville, NC 27835-7367  
U.S.A.

**yale.com**



EXPLORE MORE  
ONLINE.  
←

© 2024 Hyster-Yale Group, Inc., all rights reserved. YALE and  are trademarks of Hyster-Yale Group, Inc.

Trucks may be shown with optional equipment and/or features not available in all regions. Truck performance may be affected by the condition of the vehicle, how it is equipped and the application. Specifications are subject to change without notice. Consult your Yale® Dealer if any of the information shown is critical to your application.

CERTIFICATION: Yale lift trucks meet the design and construction requirements of B56.1-1969, per OSHA Section 1910.178(a)(2), and also comply with the B56.1 revision in effect at time of manufacture. Classified by Underwriters' Laboratories, Inc.