



Yale 
LIFT TRUCK TECHNOLOGIES

GP 30-40N

Pneumatic tire
internal combustion
counterbalanced forklift

3,000-4,000 lbs.



Raising the bar for what you expect from a lift truck.

Built on a scalable platform, the Yale® Series N can be easily configured to match your unique operational requirements. With a 3,000–4,000 lb. capacity range and a heavy-duty, EPA-certified Yanmar 2.2L LPG engine, the Yale® GP30-40N will raise the bar for what you expect from a lift truck in a wide range of applications and environments.



CONVENIENT ENTRY AND EXIT

A large step and grab handle, contoured hood and flip up armrests help make it easy for the operator to get in and out of the truck.



SPACIOUS OPERATOR COMPARTMENT

Roomy operator compartment with ample floor space and a wide range of seat adjustment helps the operator to find a comfortable position, stretch their legs, and stay comfortable for long shifts.



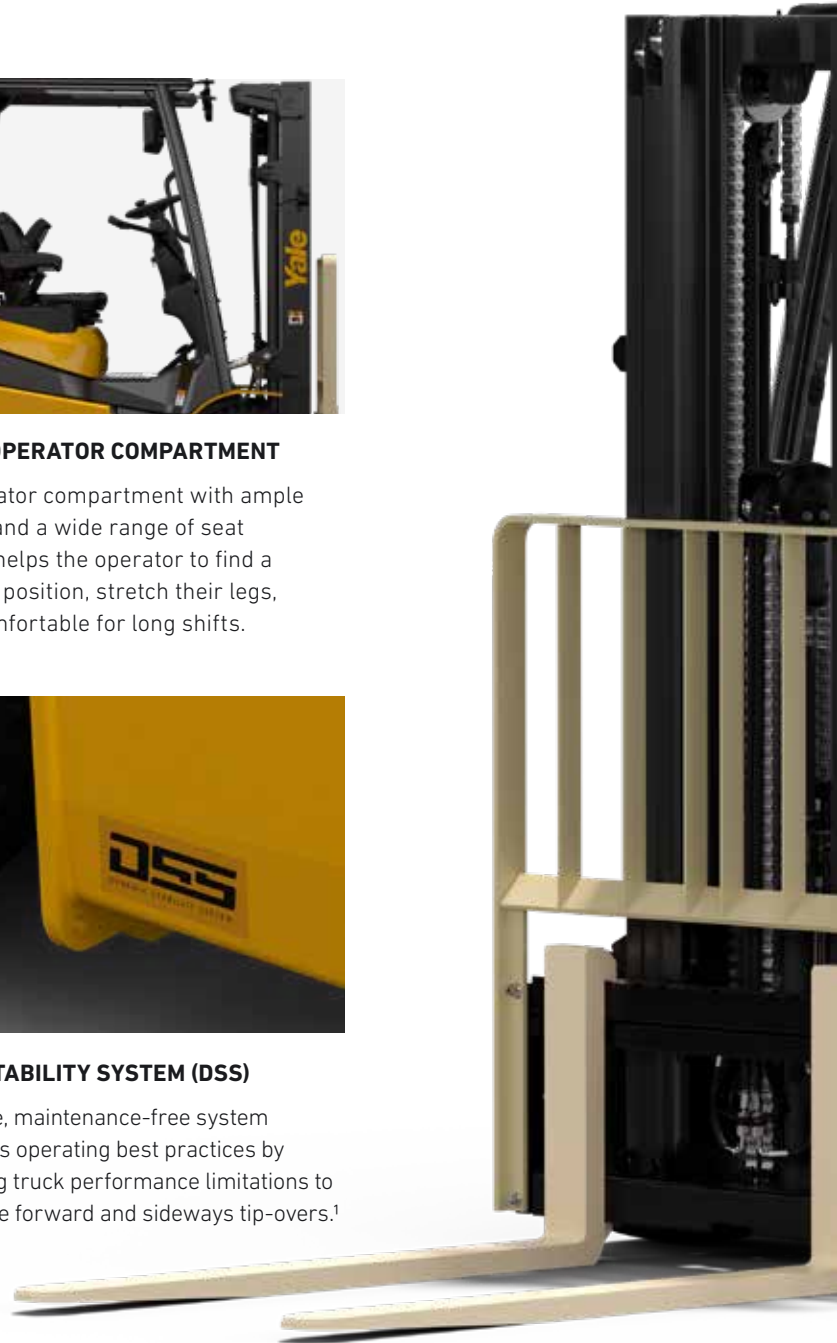
EXCELLENT VISIBILITY

A low dash and wide mast window provide excellent visibility through the mast, enhanced visibility of fork tips and load when picking at height, and excellent visibility when traveling forward.



DYNAMIC STABILITY SYSTEM (DSS)

An innovative, maintenance-free system that promotes operating best practices by implementing truck performance limitations to help minimize forward and sideways tip-overs.¹



¹ While lift truck systems support safe operation and help minimize the potential for tip overs, proper operation of the lift truck and 100% full-time utilization of the truck's seat belt are the primary and best means of keeping the truck and operator upright and safe. Refer to the operator and service manuals for proper operation and maintenance.



5



HEAVY-DUTY INDUSTRIAL YANMAR ENGINE

Utilizes a heavy-duty EPA-certified Yanmar 2.2L LPG engine designed with extended preventive maintenance service intervals for continuous, heavy use.

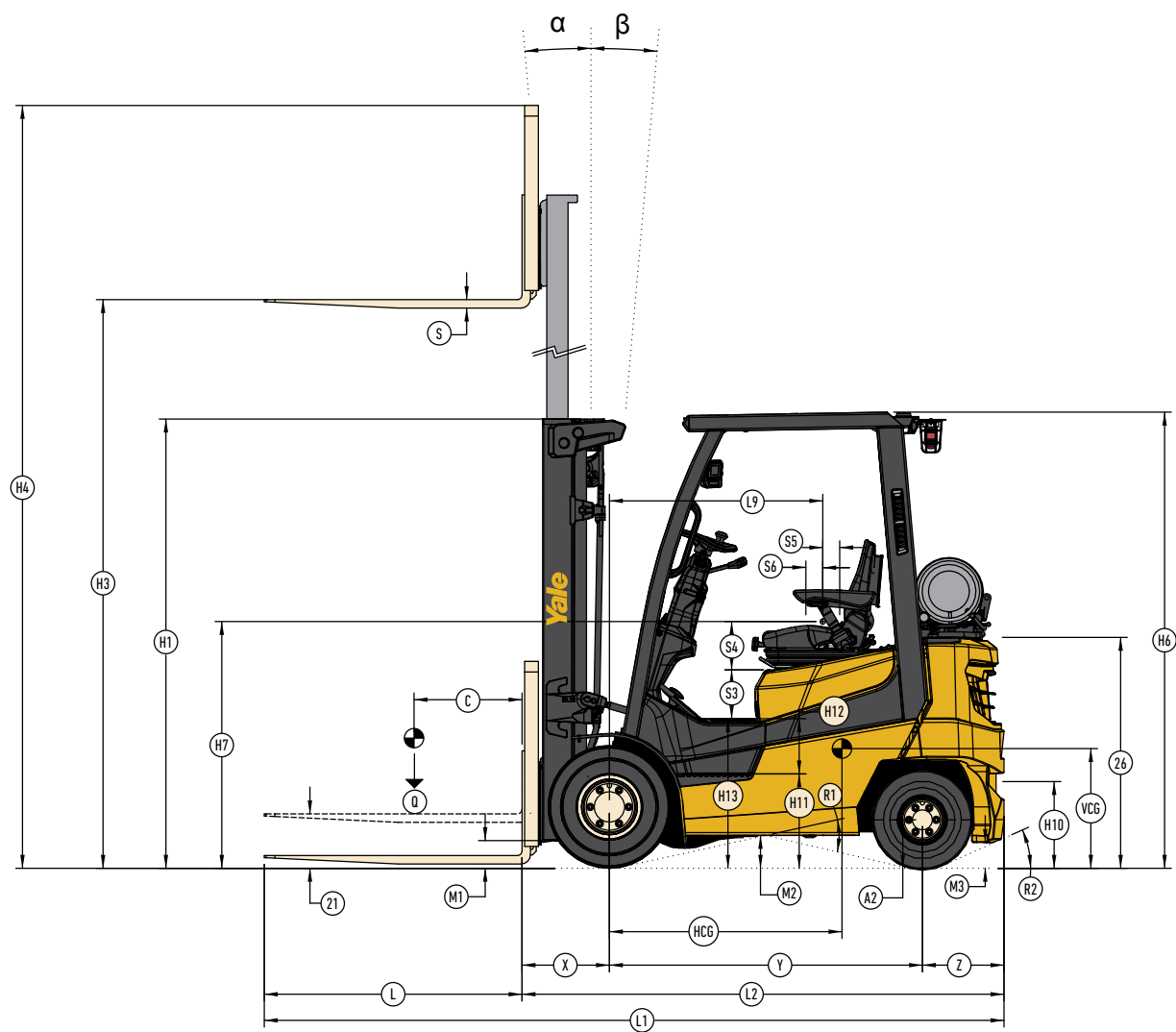
6

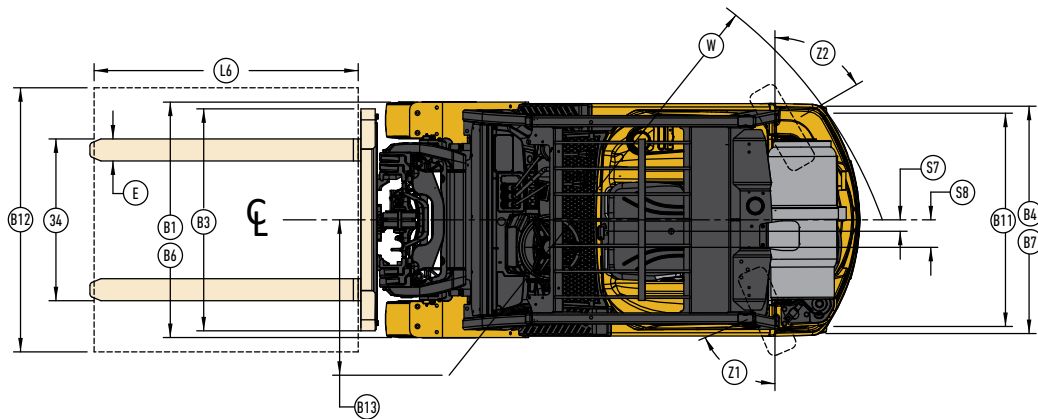


DEPENDABLE HIGH PERFORMANCE TECHNOLOGY

Engineered with a reliable, aluminum transmission and robust steer axle with tapered roller bearings to help minimize downtime and simplify service.

GP30-40N





GP30-35N, GP40NS MAST DIMENSIONS

TYPE	Maximum Lift Height (Top of Fork)	Overall Lowered Height	Overall Extended Height		Free Lift Height (Top of Fork)	
			Without LBR	with 48-inch (1220mm) LBR	without LBR	with 48-inch (1220mm) LBR
	in. (mm)	in. (mm)	in. (mm)	in. (mm)	in. (mm)	in. (mm)
2-STAGE LIMITED FREE LIFT (LFL) MAST	79.8 (2020)	60 (1530)	103 (2620)	128 (3250)	3.5 (90)	
	128 (3260)	83.5 (2130)	151.5 (3850)	176.5 (4480)		
2-STAGE FULL FREE LIFT (FFL) MAST	129.5 (3290)	83.5 (2120)	152.5 (3880)	178 (4510)	60.5 (1530)	35 (900)
3-STAGE FULL FREE LIFT (FFL) MAST	181 (4600)	79.5 (2020)	204 (5180)	229.5 (5820)	56.5 (1440)	31.5 (800)
	187 (4750)	81.5 (2070)	210 (5330)	235 (5970)	58.5 (1490)	33.5 (850)
	198.5 (5050)	87.5 (2220)	222 (5630)	247 (6270)	64.5 (1640)	39.5 (1000)

GENERAL SPECIFICATIONS							
GENERAL	1	Manufacturer name			Yale		
	2	Model			GP30N	GP35N	GP40NS
	3	Engine			Yanmar 2.2L		
	4	Power type - LPG, diesel, dual fuel			LPG		
	5	Operator type			Seated		
	6	Rated capacity	Q	lbs. (kg)	3000 (1360)	3500 (1590)	4000 (1810)
	7	Load center distance	C	in. (mm)	24.0 (610)		
	8	Length, center of drive wheel to face of forks	X	in. (mm)	16.1 (409)		
	9	Wheelbase	Y	in. (mm)	58.3 (1480)		
WEIGHT	10	Weight, Standard Truck NL		lbs. (kg)	6470 (2935)	6720 (3050)	7090 (3215)
	11	Weight, Standard Truck RL		lbs. (kg)	9470 (4295)	10220 (4635)	11090 (5030)
	12	Axle Loading Front/Rear NL		lbs. (kg)	3175/3295 (1440/1495)	3120/3600 (1415/1630)	3005/4085 (1365/1850)
	13	Axle Loading Front/Rear RL		lbs. (kg)	8240/1230 (3740/560)	9030/1190 (4095/540)	9760/1330 (4430/600)
TIRES	14	Tire type - cushion, solid, pneumatic			Pneumatic		
	15	Tire size, front			6.50-10		
	16	Tire size, rear			5.00-8		
	17	Wheels, number front/rear (x = driven wheels)			2x/2		
DIMENSIONS	18	Mast tilt angles, forward/backward	α / β	degrees	6/6		
	19	Height, Mast Lowered	H1	in. (mm)	85.3 (2166)		
	20	Lift Height, Top of Fork (TOF)	H3	in. (mm)	128.3 (3260)		
	21	Free Lift Height, Limited Free Lift Mast (TOF)	21	in. (mm)	3.5 (90)		
	22	Height of Standard Overhead Guard	H6	in. (mm)	84.6 (2149)		
	23	Height of Lowered Overhead Guard	H6	in. (mm)	82.0 (2082)		
	24	Step height	H11	in. (mm)	17.2 (438)		
	25	Tow pin height	H10	in. (mm)	14.9 (379)		
	26	Height of Counterweight	26	in. (mm)	42.0 (1070)		
	27	Length to face of forks	L2	in. (mm)	89.6 (2275)	90.7 (2305)	92.5 (2350)
	28	Rear Overhang (Steer Axle Center to Counterweight)		in. (mm)	15.2 (386)	16.4 (416)	18.1 (460)
	29	Departure angle	R2	degrees (%)	23 (42)	22 (40)	22 (40)
	30	Overall width, standard tread	B1	in. (mm)	42.1 (1070)		
	31	Overall width, wide tread	B6	in. (mm)	49.3 (1251)		
	32	Forks, thickness x width x length	S x E x L	in. (mm)	1.6 x 3.9 x 42 (40 x 100 x 1067)		
	33	Standard Carriage Width	B3	in. (mm)	33.5 (850)		
	34	Maximum fork spread, outside dimensions	34	in. (mm)	38.5 (977)		
	35	Ground clearance below mast RL	M1	in. (mm)	3.7 (95)		
	36	Ground clearance, center of wheelbase NL	M2	in. (mm)	5.0 (126)		
	37	Breakover angle	R1	degrees (%)	23 (42)		
	38	Aisle width, right angle stack (add length of load and clearance)	AST	in. (mm)	96.9 (2462)	97.4 (2475)	98.2 (2494)
	39	Equal Aisle, 90-Degree Intersecting Aisle	AW	in. (mm)	71.1 (1805)	74.3 (1887)	74.7 (1896)
	40	Outside turning radius (OTR)	W	in. (mm)	80.8 (2053)	81.3 (2066)	82.1 (2085)
PERFORMANCE	41	Travel Speed RL/NL		mph (km/h)	12.5 (20.2)		
	42	Lift Speed, Standard 2-Stage LFL RL/NL		ft/min (m/s)	116/120 (0.59/0.61)		
	43	Lift Speed, Optional 2-Stage FFL RL/NL		ft/min (m/s)	118/118 (0.60/0.60)		
	44	Lift Speed, Optional 3-Stage FFL RL/NL		ft/min (m/s)	112/118 (0.57/0.60)		
	45	Lowering Speed, Standard 2-Stage LFL RL/NL		ft/min (m/s)	114/92.5 (0.58/0.47)		
	46	Lowering Speed, Optional 2-Stage FFL RL/NL		ft/min (m/s)	114/88.6 (0.58/0.45)		
	47	Lowering Speed, Optional 3-Stage FFL RL/NL		ft/min (m/s)	114/88.6 (0.58/0.45)		
	48	Drawbar Pull @ 1mph (1.6kph) RL/NL		lbs. (kg)	2900/1980 (1315/900)	2890/1945 (1310/880)	2870/1875 (1300/850)
	49	Maximum Drawbar Pull RL/NL		lbs. (kg)	3420/1980 (1550/900)	3410/1945 (1545/880)	3395/1875 (1540/850)
	50	Gradeability @ 1mph (1.6kph) RL/NL		%	30/30	28/28	26/26
POWERTRAIN	51	Engine manufacturer and model			Yanmar 2.2L		
	52	Power output @ RPM		hp (kW)	56 (42) @ 2530		
	52	Torque @ RPM		ft-lbs. (N-m)	128 (174) @ 1690		
	54	Number of cylinders/displacement		cc (ci)	4/2189 (134)		
	55	Battery type			Maintenance free		
	56	Volts/cold cranking amps		V/A	12/530		
	57	Transmission type, standard			Electronic powershift		
	58	Standard speeds, forward - reverse			1 - 1		
	59	Auxiliary hydraulic pressure relief for attachments		psi (MPa)	2610 (18)		
	60	Oil flow for attachments		gal/min (L/min)	10.6 (40)		
	61	Hydraulic Tank Capacity (Drain and Refill)		gal (L)	9.8 (37)		
	62	Fuel Tank Capacity (Gas & Diesel Powered Units Only)		gal (L)	9.4 (36)		

NOTE: Above specifications, unless otherwise listed, are for a standard truck without optional equipment. RL = Rated Load NL = No Load

* Add 1.3 in. (34mm) when equipped with Integral Sideshifting Carriage.

CERTIFICATION: Yale lift trucks meet the design and construction requirements of B56.1-1969, per OSHA Section 1910.178(a)(2), and also comply with the B56.1 revision in effect at time of manufacture. Certification of compliance with the applicable ANSI standards appears on the lift truck. Performance specifications are affected by the condition of the vehicle and how it is equipped, as well as by the nature and condition of the operating area. Specifications are subject to change and the proposed application should be discussed with your authorized Yale Dealer.

FEATURES LIST

POWERTRAIN	STD	OPT
Engine - Yanmar 2.2L EPA-certified LPG	●	
Engine - Yanmar 2.2L EPA-Certified Dual Fuel LPG/Gasoline		●
Powershift transmission	●	
Techtronix™ transmission		●
Brakes - self energizing drum	●	
Key switch start	●	
Keyless start with operator password		●
High air intake	●	
High air intake with pre-cleaner		●
Heavy-duty high air intake with or without pre-cleaner		●
Swing-out LPG tank bracket	●	
Swing-out and drop down lpg tank bracket		●
LPG tank bracket interlock		●
Exhaust wraps		●
Single pedal inch brake	●	
Dual pedal inch brake		●
Diamond plate brake pedal pad		●
U.L. label - standard construction (type LP)	●	
U.L. label - safety construction (type LPS)		●
System monitoring	●	
Premium monitoring		●
On-demand cooling system		●
High capacity starter battery		●
Engine block heater		●
Radiator lint screen		●
Powertrain protection system with engine shutdown		●
"Empty seat" engine shutdown		●
Traction speed limiter pre-set to 8mph		●
Travel speed indicator		●
LIFT OPTIONS - FRONT END EQUIPMENT	STD	OPT
2 stage limited free lift mast	●	
2 stage full free lift mast		●
3 stage full free lift mast		●
38.5" wide hook type carriage	●	
38.5" wide hook type integral sideshift carriage		●
38.5" wide hook type integral sideshifting fork positioner carriage		●
Hook type standard taper forks	●	
Hook type polished & full bottom taper forks		●
48" high load backrest extension	●	
36" high load backrest extension		●
60" high load backrest extension		●
Mast tilt - 6° forward/6° back	●	
Mast tilt - 10° forward/6° back		●
Tilt cylinder boots		●
Hydraulic accumulator		●
Laser level line		●
LIFT OPTIONS - HYDRAULICS	STD	OPT
Standard displacement hydraulic pump	●	
On-demand hydraulic system		●
Mechanical lever hydraulic controls	●	
Mini-lever hydraulic controls		●
Hydraulic controls for use with clamping attachments		●
Hydraulic controls with return to set tilt		●
3 function (1 auxiliary) hydraulic control valve	●	
4 function (2 auxiliary) hydraulic control valve		●
Auxiliary function hose groups		●
Attachment extension tubes, with or without quick disconnects		●
High temperature hydraulic fluid		●
CHASSIS - WHEELS & TIRES	STD	OPT
Standard tread width	●	
Wide tread width		●
Smooth cushion tires	●	
Non-marking smooth cushion tires		●
Lugged cushion tires		●

CHASSIS	STD	OPT
Dynamic Stability System (DSS)	●	
Belly screen		●
Drive axle string cutters		●
Frame rub rails and fender hooks		●
Yale Vision wireless monitoring		●
Yale Vision wireless access		●
Yale Vision wireless verification		●
CHASSIS - OPERATOR COMPARTMENT	STD	OPT
85" rectangular tube operator compartment	●	
82" rectangular tube operator compartment		●
85" figure 8 tube operator compartment		●
Grid style overhead guard	●	
Clear view overhead guard		●
Clear view overhead guard - cab ready		●
Front and top cab panels		●
Rear cab panel		●
Steel cab doors		●
PVC cab doors		●
Polycarbonate rain top		●
Directional lever direction control	●	
Foot directional control		●
Seat side directional control		●
Steering wheel with spinner knob	●	
Steering wheel without spinner knob		●
Tilt steering column - infinitely adjustable with 26 degree range	●	
Telescopic steering column		●
2.8" color touchscreen operator display	●	
5" color touchscreen operator display		●
Non-suspension vinyl seat	●	
Non-suspension cloth seat		●
Full suspension seat, vinyl or cloth		●
Air ride full suspension seat, vinyl or cloth		●
Low-profile full suspension vinyl seat		●
Seat belt - black - no-cinch with ELR (emergency locking retractor)	●	
Seat belt - high-visibility red - no-cinch with ELR		●
Seat belt - high-visibility red - no-cinch with ELR + start interlock		●
CHASSIS - OPERATOR COMPARTMENT ACCESSORIES	STD	OPT
Accessory mounting post		●
Swing-out accessory arm		●
Dual side view mirrors		●
Single panoramic mirror		●
Rear drive handle with horn button		●
12 volt auxiliary supply		●
12 volt power supply with 2 USB charging ports		●
Operator fan		●
Fire extinguisher		●
LIGHTS & ALARMS	STD	OPT
Halogen work lights		●
LED work lights		●
Reverse-activated rear work light		●
Key activated work light control		●
Automatic (ambient) work light control		●
LED brake/tail/backup tail light package, with or without turn signals		●
Visible alarm amber strobe - keyswitch activated		●
Blue LED pedestrian awareness spot light - front, rear or both		●
Red LED pedestrian awareness spot light - front, rear or both		●
Red pedestrian awareness perimeter lights - left and right		●
Red pedestrian awareness perimeter lights - left, right and rear		●
LED mast lights - 2 up, 2 down or 2 up and 2 down		●
Audible alarm - reverse direction activated - self-adjusting		●

About Yale

Yale Lift Truck Technologies leverages over a century of material handling experience and substantial investment in innovation to bring the most advanced technology-driven lift truck solutions to market. The company offers a full line of award-winning lift trucks, including reach trucks, order pickers, turret trucks, pallet jacks and trucks, pallet stackers, tow tractors and counterbalanced forklifts, as well as powerful operator assist solutions, proven robotics and a wide range of power sources to help customers adapt to today's demanding supply chain. Yale and its independent dealer network support these solutions with comprehensive after-sales service, parts, financing and training.

Yale Lift Truck Technologies
P.O. Box 7367
Greenville, NC 27835-7367
U.S.A.

yale.com

© 2025 Hyster-Yale Materials Handling, Inc., all rights reserved. YALE and are trademarks of Hyster-Yale Materials Handling, Inc.

Trucks may be shown with optional equipment and/or features not available in all regions. Truck performance may be affected by the condition of the vehicle, how it is equipped and the application. Specifications are subject to change without notice. Consult your Yale® Dealer if any of the information shown is critical to your application.

CERTIFICATION: Yale lift trucks meet the design and construction requirements of B56.1-1969, per OSHA Section 1910.178(a)(2), and also comply with the B56.1 revision in effect at time of manufacture. Classified by Underwriters' Laboratories, Inc.

¹ While lift truck systems support safe operation and help minimize the potential for tip overs, proper operation of the lift truck and 100% full-time utilization of the truck's seat belt are the primary and best means of keeping the truck and operator upright and safe. Refer to the operator and service manuals for proper operation and maintenance.



MATERIALS HANDLING FOR:

Third-party logistics (3PL)

Auto parts distribution

Beverage

Cold & frozen foods

Food distribution

Food processing

Furniture & furnishings

Government

Health & pharma

Home centers & durables

Retail & e-commerce